PASCO

تهویه و تبرید

پدیده / طلس سرما

پاسکو

www. atlassarma.ir
info@atlassarma.ir

CERTIFICATE

IQI, Certifies that the management system of the organization has been assessed and found to be in accordance with the requirements of the related Standard

OHSAS 18001:2007

Padide Atlas Sarma (PASCO)

NO. D434, Narges 405 St., Koshesh Blvd, Zavieh Industrial Town, Tehran, Iran

For the following scope:

Manufacture of Heat and Cool Exchangers Condenser, Evaporator, Steam and Water coils, Automotive Condensing and Evaporator, Refrigerator Condensing and Evaporator and Air Conditioners

Certification No: 190019/PAD-18N

Initial Certification Date: 09.04.2019

Issue Date: 07.04.2020

Expiration Date: 06.04.2021

Authorized By:

CERTIFICATE

IQI Group, Certifies that the management system of the organization has been assessed and found to be in accordance with the requirement of the related Standard

ISO 10002:2018

Padide Atlas Sarma (PASCO)

NO. D434, Narges 405 St., Koshesh Blvd, Zavieh Industrial Town, Tehran, Iran

For the following scope:

Manufacture of Heat and Cool Exchangers Condenser, Evaporator, Steam and Water coils, Automotive Condensing and Evaporator, Refrigerator Condensing and Evaporator and Air Conditioners

Certification No: 190019/PAD-02N

Initial Certification Date: 09.04.2019

Issue Date: 07.04.2020

Expiration Date: 06.04.2021

Authorized By:

CERTIFICATE

IQI, Certifies that the management system of the organization has been assessed and found to be in accordance with the requirements of the related Standard

ISO 9001:2015

Padide Atlas Sarma (PASCO)

NO. D434, Narges 405 St., Koshesh Blvd, Zavieh Industrial Town, Tehran, Iran

For the following scope:

Manufacture of Heat and Cool Exchangers Condenser, Evaporator, Steam and Water coils, Automotive Condensing and Evaporator, Refrigerator Condensing and Evaporator and Air Conditioners

Certification No: 190019/PAD-09N

Initial Certification Date: 09.04.2019

Issue Date: 07.04.2020

Expiration Date: 06.04.2021

Authorized By:

(TUV) GROUP

CERTIFICATE

The *TUV GROUP* Hereby Certify That

Padide Atlas Sarma Co.

No.D434, 405#Narges St., Koshesh Blvd., Zavieh Industrial Town, Zarandieh, Markazi, Iran

has been documented and found to be in accordance of

Material and Equipment Standard for General HVAC&R Equipment

with the requirements of

IPS-M-AR-225

Activity Scope

Air Cooled Chiller-Water Cooled Chiller - Air Handling Unit- Fan Coil

Issue date: 03- May -2021 Expiry date: 03- May -2024

Certificate No. 10-26541202-IR

Authorised Signature

This certificate is valid only for the above mentioned address and scope.
Please check the certificate number and expiry date, you can verify this certificate at
www.tuvgroupcert.com
info@tuvgroupcert.com

معرفی و خط مشی شرکت پدیده اطلس سرما (پاسکو)

شرکت تولیدی پدیده اطلس سرما به منظور تولید محصولی با کیفیت و قابل رقابت در بازارهای داخلی و خارجی ، فعالیت خود را در زمینه تولید دستگاه های تهویه مطبوع و تبرید آغاز نموده است. این شرکت طی فعالیت حرفه ای چندین ساله خود،بخوبی توانسته جایگاه خود را در بین شرکت های تولید کننده پیدا کرده و در نظر دارد با تولید محصولاتی با کیفیت و همگام با دستگاه های بروز جهانی در این زمینه ، جایگاه خود را در رأس تولید کنندگان دستگاههای تهویه مطبوع وتبرید به ثبت رساند.

شرکت پدیده اطلس سرما موفقیت خود را در این زمینه، با بکارگیری دانش روز و نرم افزارهای پیشرفته جهت طراحی و بهرمندی از نیروی انسانی کارآمد و متخصص ، همچنین استفاده از دستگاه های بروز تمام اتوماتیک پیشرفته در زمینه تولید کسب کرده است. این شرکت با کسب استانداردهای ISO9001:2015, ISO10002:2018, IPS,OHSAS18001:2007 ,توانسته گامی بلند در زمینه سیستم های مدیریت کیفیت رضایتمندی مشتری و ایمنی و بهداشت حرفه ای بردارد.

PASCO

تهویه و تبرید

پدیده / طلس سرما

پاسکو

چیلر تراکمی با کمپرسور اسکرو

چیلر های تراکمی دارای کاربرد فراوانی در تهویه مطبوع می باشد ، قلب چیلرها کمپرسور آنهاست که از این رو انتخاب نوع کمپرسور با توجه به کاربرد بسیار مهم است کمپرسورهای اسکرو در بازه ظرفیت های ۵۰ الی ۳۰۰ تن اسمی تولید می گردند . که شرکت نهویه و تبرید پدیده اطلس سرما اقدام به طراحی و تولید بر مبنای این نوع کمپرسور نموده است .

نحوه نام گذاری مدلهای مختلف چیلر اسکرو:

PCHW–120–2S

P: Padide Atlas Sarma (PASCO)
CH: Chiller
W: Water Cooled A: Air Cooled
120: Nominal Tonnage
2: Number Of Compressors
S: Screw Type

R-22

SINGLE COMPRESSOR	Unit data						Compressor			Evaporator				Condenser			Dimensions		
	Row	Unit model	Cooling capacity	Cooling capacity	Power input*	Cylce	qty	Power input*	Amp	Type	Model	qty	chilled water flow	Type	qty	Cooling water flow	L	W	H
			kW	Tons	kW	No	No	kW	A			No	m3/hr		No	m3/hr	mm	mm	mm
	1	PCHW-50-1S	119.3	33.93	30.30	1	1	30.30	53.30	Shell& tube	50 -1	1	20.51	Shell& tube	1	23.13	2700	1600	2000
	2	PCHW-60-1S	149.7	42.58	37.50	1	1	37.50	65.50		60 -1	1	25.74		1	29.03	2700	1600	2000
	3	PCHW-70-1S	175.4	49.89	45.40	1	1	45.40	77.60		70 -1	1	30.16		1	34.01	2700	1600	2000
	4	PCHW-80-1S	204	58.02	51.30	1	1	51.30	87.50		80 -1	1	35.08		1	39.56	3200	1600	2000
	5	PCHW-90-1S	244	69.40	58.90	1	1	58.90	97.00		90 -1	1	41.95		1	47.32	3200	1600	2000
	6	PCHW-100-1S	270	76.79	67.70	1	1	67.70	111.00		100 -1	1	46.42		1	52.36	3700	1600	2000
	7	PCHW-110-1S	292	83.05	70.70	1	1	70.70	119.70		110 -1	1	50.21		1	56.62	3700	1750	2200
	8	PCHW-125-1S	333	94.71	80.50	1	1	80.50	137.30		125 -1	1	57.26		1	64.57	3700	1750	2200
	9	PCHW-140-1S	391	111.21	99.20	1	1	99.20	166.20		140 -1	1	67.23		1	75.82	3700	1750	2200
	10	PCHW-160-1S	438	124.57	105.40	1	1	105.40	174.70		160 -1	1	75.31		1	84.94	4700	1750	2200

info@atlassarma.ir
www.atlassarma.ir

R-22

DOUBLE COMPRESSOR	Unit data						Compressor			Evaporator				Condenser			Dimensions		
	Row	Unit model	Cooling capacity	Cooling capacity	Power input*	Cylce	QTY	Power input*	Amp*	Type	Model	qty	chilled water flow	Type	qty	Cooling water flow	L	W	H
			kW	Tons	kW	No	No	kW	A			No	m3/hr		No	m3/hr	mm	mm	mm
	1	PCHW-100-2S	238.6	67.86	60.60	2	2	30.30	53.30	Shell& tube	100 -2	1	41.03	Shell& tube	2	46.27	3700	1600	2000
	2	PCHW-120-2S	299.4	85.15	75.00	2	2	37.50	65.50		120 -2	1	51.48		2	58.06	3700	1600	2000
	3	PCHW-140-2S	350.8	99.77	90.80	2	2	45.40	77.60		140 -2	1	60.32		2	68.03	3700	1600	2000
	4	PCHW-160-2S	408	116.04	102.60	2	2	51.30	87.50		160 -2	1	70.15		2	79.12	3700	1600	2000
	5	PCHW-180-2S	488	138.79	117.80	2	2	58.90	97.00		180 -2	1	83.91		2	94.63	4700	1600	2000
	6	PCHW-200-2S	540	153.58	135.40	2	2	67.70	111.00		200 -2	1	92.85		2	104.72	4700	1600	2000
	7	PCHW-220-2S	584	166.10	141.40	2	2	70.70	119.70		220 -2	1	100.41		2	113.25	4700	1750	2200
	8	PCHW-250-2S	666	189.42	161.00	2	2	80.50	137.30		250 -2	1	114.51		2	129.15	4700	1750	2200
	9	PCHW-280-2S	782	222.41	198.40	2	2	99.20	166.20		280 -2	1	134.46		2	151.64	4700	1750	2200
	10	PCHW-320-2S	876	249.15	210.80	2	2	105.40	174.70		320 -2	1	150.62		2	169.87	4700	1750	2200

R-22

FOUR COMPRESSOR	Unit data						Compressor			Evaporator				Condenser			Dimensions		
	Row	Unit model	Cooling capacity	Cooling capacity	Power input*	Cylce	QTY	Power input*	Amp*	Type	Model	qty	chilled water flow	Type	qty	Cooling water flow	L	W	H
			kW	Tons	kW	No	No	kW	A			No	m3/hr		No	m3/hr	mm	mm	mm
	1	PCHW-200-4S	477.2	135.72	121.20	4	4	30.30	53.30	Shell& tube	100 -2	2	82.05	Shell& tube	4	92.54	3700	2300	2000
	2	PCHW-240-4S	598.8	170.31	150.00	4	4	37.50	65.50		120 -2	2	102.96		4	116.12	3700	2300	2000
	3	PCHW-280-4S	701.6	199.54	181.60	4	4	45.40	77.60		140 -2	2	120.63		4	136.05	3700	2400	2000
	4	PCHW-320-4S	816	232.08	205.20	4	4	51.30	87.50		160 -2	2	140.30		4	158.24	3700	2400	2000
	5	PCHW-360-4S	976	277.59	235.60	4	4	58.90	97.00		180 -2	2	167.81		4	189.26	4700	2400	2000
	6	PCHW-400-4S	1080	307.17	270.80	4	4	67.70	111.00		200 -2	2	185.70		4	209.43	4700	2400	2000
	7	PCHW-440-4S	1168	332.20	282.80	4	4	70.70	119.70		220 -2	2	200.83		4	226.50	4700	2490	2200
	8	PCHW-500-4S	1332	378.84	322.00	4	4	80.50	137.30		250 -2	2	229.03		4	258.30	4700	2490	2200
	9	PCHW-560-4S	1564	444.82	396.80	4	4	99.20	166.20		280 -2	2	268.92		4	303.29	4700	2490	2200
	10	PCHW-640-4S	1752	498.29	421.60	4	4	105.40	174.70		320 -2	2	301.24		4	339.75	4700	2490	2200

info@atlassarma.ir
www.atlassarma.ir

R-134a

SINGLE COMPRESSOR	Unit data						Compressor			Evaporator				Condenser			Dimensions		
	Row	Unit model	Cooling capacity	Cooling capacity	Power input*	Cylce	qty	Power input*	Amp	Type	qty	length	chilled water flow	Type	qty	Cooling water flow	L	W	H
			kW	Tons	kW	No	No	kW	A		No	mm	m3/hr		No	m3/hr	mm	mm	mm
	1	PCHW-50-1S	81.7	23.24	18.84	1	1	18.84	38.6	Shell& tube	1	2000	14.05	Shell& tube	1	15.84	2700	1600	2000
	2	PCHW-60-1S	102.5	29.15	23.40	1	1	23.4	47.2		1	2000	17.62		1	19.88	2700	1600	2000
	3	PCHW-70-1S	118.5	33.70	27.70	1	1	27.7	53.6		1	2000	20.38		1	22.98	2700	1600	2000
	4	PCHW-80-1S	137.7	39.16	31.30	1	1	31.3	59.5		1	2000	23.68		1	26.70	2700	1600	2000
	5	PCHW-90-1S	157.8	44.88	36.00	1	1	36	64.8		1	2000	27.13		1	30.60	2700	1600	2000
	6	PCHW-100-1S	182.7	51.96	41.80	1	1	41.8	74.6		1	2500	31.41		1	35.43	3200	1600	2000
	7	PCHW-110-1S	196.9	56.00	44.20	1	1	44.2	82.2		1	2500	33.86		1	38.18	3200	1750	2200
	8	PCHW-125-1S	224	63.71	50.30	1	1	50.3	95.4		1	2500	38.51		1	43.44	3200	1750	2200
	9	PCHW-140-1S	259	73.66	57.50	1	1	57.5	107		1	3000	44.53		1	50.22	3700	1750	2200
	10	PCHW-160-1S	281	79.92	64.30	1	1	64.3	114		1	3000	48.32		1	54.49	3700	1750	2200
	11	PCHW-180-1S	331	94.14	74.10	1	1	74.1	127		1	3000	56.91		1	64.19	3700	1750	2300
	12	PCHW-210-1S	384	109.22	85.00	1	1	85	154.3		1	3000	66.03		1	74.46	3700	1750	2300
	13	PCHW-240-1S	443	126.00	98.10	1	1	98.1	174		1	4000	76.17		1	85.91	4700	1750	2300
	14	PCHW-280-1S	507	144.20	108.00	1	1	108	194.4		1	4000	87.17		1	98.32	4700	1750	2300

R-134a

DOUBLE COMPRESSOR	Unit data						Compressor			Evaporator				Condenser			Dimensions		
	Row	Unit model	Cooling capacity	Cooling capacity	Power input*	Cylce	QTY	Power input*	Amp*	Type	qty	length	chilled water flow	Type	qty	Cooling water flow	L	W	H
			kW	Tons	kW	No	No	kW	A		No	mm	m3/hr		No	m3/hr	mm	mm	mm
	1	PCHW-100-2S	163.4	46.47	37.68	2	2	18.84	38.6	Shell& tube	1	2500	28.10	Shell& tube	2	31.69	3200	1600	2000
	2	PCHW-120-2S	205	58.30	46.80	2	2	23.4	47.2		1	3000	35.25		2	39.75	3700	1600	2000
	3	PCHW-140-2S	237	67.41	55.40	2	2	27.7	53.6		1	3000	40.75		2	45.96	3700	1600	2000
	4	PCHW-160-2S	275.4	78.33	62.60	2	2	31.3	59.5		1	3000	47.35		2	53.41	3700	1600	2000
	5	PCHW-180-2S	315.6	89.76	72.00	2	2	36	64.8		1	3000	54.26		2	61.20	3700	1600	2000
	6	PCHW-200-2S	365.4	103.92	83.60	2	2	41.8	74.6		1	3000	62.83		2	70.86	3700	1600	2000
	7	PCHW-220-2S	393.8	112.00	88.40	2	2	44.2	82.2		1	3000	67.71		2	76.37	3700	1750	2200
	8	PCHW-250-2S	448	127.42	100.60	2	2	50.3	95.4		1	4000	77.03		2	86.88	4700	1750	2200
	9	PCHW-280-2S	518	147.33	115.00	2	2	57.5	107		1	4000	89.07		2	100.45	4700	1750	2200
	10	PCHW-320-2S	562	159.84	128.60	2	2	64.3	114		1	4000	96.63		2	108.98	4700	1750	2200
	11	PCHW-360-2S	662	188.28	148.20	2	2	74.1	127		1	4000	113.83		2	128.37	4700	2000	2300
	12	PCHW-420-2S	768	218.43	170.00	2	2	85	154.3		2	4000	132.05		2	148.93	4700	2500	2300
	13	PCHW-480-2S	886	251.99	196.20	2	2	98.1	174		2	4000	152.34		2	171.81	4700	2500	2300
	14	PCHW-560-2S	1014	288.40	216.00	2	2	108	194.4		2	4000	174.35		2	196.63	4700	2500	2300

info@atlassarma.ir
www.atlassarma.ir

R-134a

FOUR COMPRESSOR	Unit data						Compressor			Evaporator				Condenser			Dimensions		
	Row	Unit model	Cooling capacity	Cooling capacity	Power input*	Cylce	QTY	Power input*	Amp*	Type	qty	length	chilled water flow	Type	qty	Cooling water flow	L	W	H
			kW	Tons	kW	No	No	kW	A		No	mm	m3/hr		No	m3/hr	mm	mm	mm
	1	PCHW-200-4S	326.8	92.95	75.36	4	4	18.84	38.6	Shell& tube	2	2500	56.19	Shell& tube	4	63.37	3200	2300	2000
	2	PCHW-240-4S	410	116.61	93.60	4	4	23.4	47.2		2	3000	70.50		4	79.51	3700	2300	2000
	3	PCHW-280-4S	474	134.81	110.80	4	4	27.7	53.6		2	3000	81.50		4	91.92	3700	2400	2000
	4	PCHW-320-4S	550.8	156.66	125.20	4	4	31.3	59.5		2	3000	94.71		4	106.81	3700	2400	2000
	5	PCHW-360-4S	631.2	179.52	144.00	4	4	36	64.8		2	3000	108.53		4	122.40	3700	2400	2000
	6	PCHW-400-4S	730.8	207.85	167.20	4	4	41.8	74.6		2	3000	125.65		4	141.72	3700	2400	2000
	7	PCHW-440-4S	787.6	224.00	176.80	4	4	44.2	82.2		2	3000	135.42		4	152.73	3700	2490	2200
	8	PCHW-500-4S	896	254.84	201.20	4	4	50.3	95.4		2	4000	154.06		4	173.75	4700	2490	2200
	9	PCHW-560-4S	1036	294.65	230.00	4	4	57.5	107		2	4000	178.13		4	200.90	4700	2490	2200
	10	PCHW-640-4S	1124	319.68	257.20	4	4	64.3	114		2	4000	193.26		4	217.96	4700	2490	2200
	11	PCHW-720-4S	1324	376.56	296.40	4	4	74.1	127		2	4000	227.65		4	256.75	4700	2490	2300
	12	PCHW-840-4S	1536	436.86	340.00	4	4	85	154.3		2	4000	264.10		4	297.86	4700	2490	2300
	13	PCHW-960-4S	1772	503.98	392.40	4	4	98.1	174		2	4000	304.68		4	343.62	4700	2490	2300
	14	PCHW-1120-4S	2028	576.79	432.00	4	4	108	194.4		2	4000	348.70		4	393.27	4700	2490	2300

R-407c

SINGLE COMPRESSOR	Unit data						Compressor			Evaporator					Condenser			Dimensions		
	Row	Unit model	Cooling capacity	Cooling capacity	Power input*	Cylce	qty	Power input*	Amp	Type	Model	qty	length	chilled water flow	Type	qty	Cooling water flow	L	W	H
			kW	Tons	kW	No	No	kW	A			No	mm	m3/hr		No	m3/hr	mm	mm	mm
	1	PCHW-50-1S	119.1	33.87	29.70	1	1	29.7	52.5	Shell& tube	50 -1	1	2000	20.48	Shell& tube	1	23.10	2700	1600	2000
	2	PCHW-60-1S	149.4	42.49	36.80	1	1	36.8	64.5		60 -1	1	2000	25.69		1	28.97	2700	1600	2000
	3	PCHW-70-1S	175.4	49.89	42.90	1	1	42.9	74.2		70 -1	1	2000	30.16		1	34.01	2700	1600	2000
	4	PCHW-80-1S	200	56.88	49.10	1	1	49.1	84.3		80 -1	1	2500	34.39		1	38.78	3200	1600	2000
	5	PCHW-90-1S	230	65.42	55.50	1	1	55.5	91.9		90 -1	1	2500	39.55		1	44.60	3200	1600	2000
	6	PCHW-100-1S	267	75.94	64.60	1	1	64.6	106.4		100 -1	1	3000	45.91		1	51.78	3700	1600	2000
	7	PCHW-110-1S	292	83.05	70.70	1	1	70.7	119.7		110 -1	1	3000	50.21		1	56.62	3700	1750	2200
	8	PCHW-125-1S	326	92.72	78.30	1	1	78.3	134		125 -1	1	3000	56.05		1	63.22	3700	1750	2200
	9	PCHW-140-1S	376	106.94	89.40	1	1	89.4	152		140 -1	1	3000	64.65		1	72.91	3700	1750	2200
	10	PCHW-160-1S	415	118.03	100.40	1	1	100.4	167		160 -1	1	4000	71.36		1	80.48	4700	1750	2200

info@atlassarma.ir
www.atlassarma.ir

R-407c

DOUBLE COMPRESSOR	Unit data						Compressor			Evaporator					Condenser			Dimensions		
	Row	Unit model	Cooling capacity	Cooling capacity	Power input*	Cylce	QTY	Power input*	Amp*	Type	Model	qty	length	chilled water flow	Type	qty	Cooling water flow	L	W	H
			kW	Tons	kW	No	No	kW	A			No	mm	m3/hr		No	m3/hr	mm	mm	mm
	1	PCHW-100-2S	238.2	67.75	59.40	2	2	29.7	52.5	Shell& tube	100 -2	1	*3000*	40.96	Shell& tube	2	46.19	3700	1600	2000
	2	PCHW-120-2S	298.8	84.98	73.60	2	2	36.8	64.5		120 -2	1	*3000*	51.38		2	57.94	3700	1600	2000
	3	PCHW-140-2S	350.8	99.77	85.80	2	2	42.9	74.2		140 -2	1	*3000*	60.32		2	68.03	3700	1600	2000
	4	PCHW-160-2S	400	113.77	98.20	2	2	49.1	84.3		160 -2	1	*3000*	68.78		2	77.57	3700	1600	2000
	5	PCHW-180-2S	460	130.83	111.00	2	2	55.5	91.9		180 -2	1	*3000*	79.09		2	89.20	3700	1600	2000
	6	PCHW-200-2S	534	151.88	129.20	2	2	64.6	106.4		200 -2	1	*4000*	91.82		2	103.55	4700	1600	2000
	7	PCHW-220-2S	584	166.10	141.40	2	2	70.7	119.7		220 -2	1	*4000*	100.41		2	113.25	4700	1750	2200
	8	PCHW-250-2S	652	185.44	156.60	2	2	78.3	134		250 -2	1	*4000*	112.11		2	126.43	4700	1750	2200
	9	PCHW-280-2S	752	213.88	178.80	2	2	89.4	152		280 -2	1	*4000*	129.30		2	145.83	4700	1750	2200
	10	PCHW-320-2S	830	236.06	200.80	2	2	100.4	167		320 -2	1	*4000*	142.71		2	160.95	4700	1750	2200

R-407c

FOUR COMPRESSOR	Unit data						Compressor			Evaporator					Condenser			Dimensions		
	Row	Unit model	Cooling capacity	Cooling capacity	Power input*	Cylce	QTY	Power input*	Amp*	Type	Model	qty	length	chilled water flow	Type	qty	Cooling water flow	L	W	H
			kW	Tons	kW	No	No	kW	A			No	mm	m3/hr		No	m3/hr	mm	mm	mm
	1	PCHW-100-4S	476.4	135.49	118.80	4	4	29.7	52.5	Shell& tube	100 -2	2	3000	81.91	Shell& tube	4	92.38	3700	2300	2000
	2	PCHW-120-4S	597.6	169.97	147.20	4	4	36.8	64.5		120 -2	2	3000	102.75		4	115.89	3700	2300	2000
	3	PCHW-140-4S	701.6	199.54	171.60	4	4	42.9	74.2		140 -2	2	3000	120.63		4	136.05	3700	2400	2000
	4	PCHW-160-4S	800	227.53	196.40	4	4	49.1	84.3		160 -2	2	3000	137.55		4	155.13	3700	2400	2000
	5	PCHW-180-4S	920	261.66	222.00	4	4	55.5	91.9		180 -2	2	3000	158.19		4	178.41	3700	2400	2000
	6	PCHW-200-4S	1068	303.75	258.40	4	4	64.6	106.4		200 -2	2	4000	183.63		4	207.11	4700	2400	2000
	7	PCHW-220-4S	1168	332.20	282.80	4	4	70.7	119.7		220 -2	2	4000	200.83		4	226.50	4700	2490	2200
	8	PCHW-250-4S	1304	370.88	313.20	4	4	78.3	134		250 -2	2	4000	224.21		4	252.87	4700	2490	2200
	9	PCHW-280-4S	1504	427.76	357.60	4	4	89.4	152		280 -2	2	4000	258.60		4	291.65	4700	2490	2200
	10	PCHW-320-4S	1660	472.13	401.60	4	4	100.4	167		320 -2	2	4000	285.42		4	321.91	4700	2490	2200

info@atlassarma.ir
www.atlassarma.ir

R-22

SINGLE COMPRESSOR	Unit data						Compressor			Evaporator				Condenser										Dimensions		
														Coil				Fan								
	Row	Unit model	Cooling capacity	Cooling capacity	Power input*	Cylce	qty	Power input*	Amp	Type	Model	qty	chilled water flow	Type	Shape	face area	qty	size	qty	Rpm	Rated power	Rated AMP	Air flow rate	L	W	H
			kW	Tons	kW	No	No	kW	A			No	m3/hr			m2	No	mm	No		kw	A	m3/hr	mm	mm	mm
	1	PCHA-50-1S	112.1	31.88	40.35	1	1	34.8	59.8	Shell& tube	50 -1	1	19.27	Finned coil	V	7.30	2	800	3	880	1.85	4	63000	3700	1250	2200
	2	PCHA-60-1S	140.7	40.02	48.75	1	1	43.2	73.4		60 -1	1	24.19		V	7.78	2	800	3	880	1.85	4	63000	3900	1250	2200
	3	PCHA-70-1S	162.8	46.30	59.40	1	1	52	87		70 -1	1	27.99		M	9.73	4	800	4	800	1.85	4	84000	2700	2300	2400
	4	PCHA-80-1S	188.2	53.53	65.80	1	1	58.4	97.8		80 -1	1	32.36		M	10.70	4	800	4	880	1.85	4	84000	2900	2300	2400
	5	PCHA-90-1S	228	64.85	74.80	1	1	67.4	110		90 -1	1	39.20		M	14.59	4	800	4	880	1.85	4	84000	3700	2300	2400
	6	PCHA-100-1S	251	71.39	84.30	1	1	76.9	125		100 -1	1	43.16		M	14.59	4	800	4	880	1.85	4	84000	3700	2300	2400
	7	PCHA-110-1S	270	76.79	92.00	1	1	80.9	135		110 -1	1	46.42		M	15.56	4	800	6	800	1.85	4	126000	3900	2300	2400
	8	PCHA-125-1S	308	87.60	107.00	1	1	92.2	155		125 -1	1	52.96		M	20.43	4	800	8	800	1.85	4	168000	4900	2300	2400
	9	PCHA-140-1S	368	104.66	126.90	1	1	112.1	186		140 -1	1	63.27		M	20.43	4	800	8	800	1.85	4	168000	4900	2300	2400
	10	PCHA-160-1S	411	116.89	134.80	1	1	120	197.5		160 -1	1	70.67		M	24.32	4	800	8	800	1.85	4	168000	5700	2300	2400

R-22

DOUBLE COMPRESSOR	Unit data						Compressor			Evaporator				Condenser										Dimensions		
														Coil				Fan								
	Row	Unit model	Cooling capacity	Cooling capacity	Power input*	Cylce	QTY	Power input*	Amp*	Type	Model	qty	chilled water flow	Type	Shape	face area	qty	size	qty	Rpm	Rated power	Rated AMP	Total air flow rate	L	W	H
			kW	Tons	kW	No	No	kW	A			No	m3/hr			m2	No	mm	No		kw	A	m3/hr	mm	mm	mm
	1	PCHA-100-2S	224.2	63.77	80.70	2	2	34.8	59.8	Shell& tube	100 -2	1	38.55	Finned coil	M	14.40	4	800	6	880	1.85	4	126000	3700	2300	2200
	2	PCHA-120-2S	281.4	80.03	97.50	2	2	43.2	73.4		120 -2	1	48.38		M	15.36	4	800	6	880	1.85	4	126000	3900	2300	2200
	3	PCHA-140-2S	325.6	92.61	118.80	2	2	52	87		140 -2	1	55.98		M	20.16	4	800	8	880	1.85	4	168000	4900	2300	2400
	4	PCHA-160-2S	376.4	107.05	131.60	2	2	58.4	97.8		160 -2	1	64.72		M	20.16	4	800	8	880	1.85	4	168000	4900	2300	2400
	5	PCHA-180-2S	456	129.69	153.30	2	2	67.4	110		180 -2	1	78.41		M	24.00	4	800	10	880	1.85	4	210000	5700	2300	2400
	6	PCHA-200-2S	502	142.78	176.00	2	2	76.9	125		200 -2	1	86.31		M	28.80	8	800	12	880	1.85	4	252000	7100	2300	2400
	7	PCHA-220-2S	540	153.58	184.00	2	2	80.9	135		220 -2	1	92.85		M	28.80	8	800	12	880	1.85	4	252000	7100	2300	2400
	8	PCHA-250-2S	616	175.20	206.60	2	2	92.2	155		250 -2	1	105.92		M	30.72	8	800	12	880	1.85	4	252000	7500	2300	2400
	9	PCHA-280-2S	736	209.33	253.80	2	2	112.1	186		280 -2	1	126.55		M	38.40	8	800	16	880	1.85	4	336000	9100	2300	2400
	10	PCHA-320-2S	822	233.79	277.00	2	2	120	197.5		320 -2	1	141.34		M	48.00	8	800	20	880	1.85	4	420000	11100	2300	2400

R-134A

SINGLE COMPRESSOR	Unit data						Compressor			Evaporator			Condenser										Dimensions		
													Coil				Fan								
	Row	Unit model	Cooling capacity	Cooling capacity	Power input*	Cylce	qty	Power input*	Amp	Type	qty	chilled water flow	Type	Shape	face area	qty	size	qty	Rpm	Rated power	Rated AMP	Air flow rate	L	W	H
			kW	Tons	kW	No	No	kW	A		No	m3/hr			m2	No	mm	No		kw	A	m3/hr	mm	mm	mm
	1	PCHA-50-1S	76.1	21.64	25.50	1	1	21.8	42.2	Shell& tube	1	13.08	Finned coil	V	4.86	2	800	2	880	1.85	4	42000	2700	1400	2200
	2	PCHA-60-1S	95.5	27.16	32.65	1	1	27.1	51.8		1	16.42		V	5.35	2	800	3	880	1.85	4	63000	2900	1400	2200
	3	PCHA-70-1S	109.7	31.20	37.55	1	1	32	59.2		1	18.86		V	7.30	2	800	3	800	1.85	4	63000	3700	1400	2400
	4	PCHA-80-1S	126.8	36.06	41.45	1	1	35.9	65.7		1	21.80		V	7.78	2	800	3	880	1.85	4	63000	3900	1400	2400
	5	PCHA-90-1S	146.8	41.75	48.80	1	1	41.4	72.1		1	25.24		M	9.73	4	800	4	880	1.85	4	84000	2700	2300	2400
	6	PCHA-100-1S	171.1	48.66	55.50	1	1	48.1	83		1	29.42		M	9.73	4	800	4	880	1.85	4	84000	2700	2300	2400
	7	PCHA-110-1S	184.1	52.36	62.10	1	1	51	91.5		1	31.65		M	9.73	4	800	6	800	1.85	4	126000	2700	2300	2400
	8	PCHA-125-1S	210	59.73	72.90	1	1	58.1	105.6		1	36.11		M	12.16	4	800	8	800	1.85	4	168000	3200	2300	2400
	9	PCHA-140-1S	242	68.83	81.20	1	1	66.4	119		1	41.61		M	15.56	4	800	8	800	1.85	4	168000	3900	2300	2400
	10	PCHA-160-1S	262	74.52	89.10	1	1	74.3	127.8		1	45.05		M	14.59	4	800	8	800	1.85	4	168000	3700	2300	2400
	11	PCHA-180-1S	308	87.60	100.40	1	1	85.6	142.9		1	52.96		M	19.46	4	800	8	800	1.85	4	168000	4700	2300	2500
	12	PCHA-210-1S	359	102.10	112.70	1	1	97.9	171.7		1	61.73		M	19.46	4	800	8	800	1.85	4	168000	4700	2300	2500
	13	PCHA-240-1S	415	118.03	127.10	1	1	112.3	193.3		1	71.36		M	24.32	4	800	8	800	1.85	4	168000	5700	2300	2500
	14	PCHA-280-1S	477	135.67	143.30	1	1	124.8	217		1	82.02		M	24.32	4	800	10	800	1.85	4	210000	5700	2300	2500

R-134A

	Unit data						Compressor			Evaporator			Condenser										Dimensions		
													Coil				Fan								
	Row	Unit model	Cooling capacity	Cooling capacity	Power input*	Cylce	QTY	Power input*	Amp*	Type	qty	chilled water flow	Type	Shape	face area	qty	size	qty	Rpm	Rated power	Rated AMP	Total air flow rate	L	W	H
			kW	Tons	kW	No	No	kW	A		No	m3/hr			m2	No	mm	No		kw	A	m3/hr	mm	mm	mm
DOUBLE COMPRESSOR	1	PCHA-100-2S	152.2	43.29	51.00	2	2	21.8	42.2	Shell& tube	1	26.17	Finned coil	M	9.60	4	800	4	880	1.85	4	84000	2700	2300	2200
	2	PCHA-120-2S	191	54.32	61.60	2	2	27.1	51.8		1	32.84		M	10.56	4	800	4	880	1.85	4	84000	2900	2300	2200
	3	PCHA-140-2S	219.4	62.40	75.10	2	2	32	59.2		1	37.72		M	14.40	4	800	6	880	1.85	4	126000	3700	2300	2400
	4	PCHA-160-2S	253.6	72.13	82.90	2	2	35.9	65.7		1	43.60		M	15.36	4	800	6	880	1.85	4	126000	3900	2300	2400
	5	PCHA-180-2S	293.6	83.50	93.90	2	2	41.4	72.1		1	50.48		M	15.36	4	800	6	880	1.85	4	126000	3900	2300	2400
	6	PCHA-200-2S	342.2	97.33	111.00	2	2	48.1	83		1	58.84		M	19.20	4	800	8	880	1.85	4	168000	4700	2300	2400
	7	PCHA-220-2S	368.2	104.72	116.80	2	2	51	91.5		1	63.31		M	19.20	4	800	8	880	1.85	4	168000	4700	2300	2400
	8	PCHA-250-2S	420	119.45	134.70	2	2	58.1	105.6		1	72.22		M	24.00	4	800	10	880	1.85	4	210000	5700	2300	2400
	9	PCHA-280-2S	484	137.66	151.30	2	2	66.4	119		1	83.22		M	24.00	4	800	10	880	1.85	4	210000	5700	2300	2400
	10	PCHA-320-2S	524	149.03	170.80	2	2	74.3	127.8		1	90.10		M	28.80	8	800	12	880	1.85	4	252000	7100	2300	2400
	11	PCHA-360-2S	616	175.20	200.80	2	2	85.6	142.9		1	105.92		M	38.40	8	800	16	880	1.85	4	336000	9100	2300	2500
	12	PCHA-420-2S	718	204.21	225.40	2	2	97.9	171.7		2	123.45		M	38.40	8	800	16	880	1.85	4	336000	9100	2300	2500
	13	PCHA-480-2S	830	236.06	261.60	2	2	112.3	193.3		2	142.71		M	48.00	8	800	20	880	1.85	4	420000	####	2300	2500
	13	PCHA-560-2S	954	271.33	286.60	2	2	124.8	217		2	164.03		M	48.00	8	800	20	880	1.85	4	420000	####	2300	2500

R-407C

SINGLE COMPRESSOR	Unit data						Compressor			Evaporator				Condenser										Dimensions		
														Coil				Fan								
	Row	Unit model	Cooling capacity	Cooling capacity	Power input*	Cylce	qty	Power input*	Amp	Type	Model	qty	chilled water flow	Type	Shape	face area	qty	size	qty	Rpm	Rated power	Rated AMP	Air flow rate	L	W	H
			kW	Tons	kW	No	No	kW	A			No	m3/hr			m2	No	mm	No		kw	A	m3/hr	mm	mm	mm
	1	PCHA-50-1S	109.1	31.03	39.95	1	1	34.4	59.1	Shell& tube	50 -1	1	18.76	Finned coil	V	7.30	2	800	3	880	1.85	4	63000	3700	1250	2200
	2	PCHA-60-1S	137	38.96	48.15	1	1	42.6	72.5		60 -1	1	23.56		V	7.78	2	800	3	880	1.85	4	63000	3900	1250	2200
	3	PCHA-70-1S	159.1	45.25	56.80	1	1	49.4	83.3		70 -1	1	27.36		M	9.73	4	800	4	800	1.85	4	84000	2700	2300	2400
	4	PCHA-80-1S	180.5	51.34	63.10	1	1	55.7	93.9		80 -1	1	31.04		M	10.70	4	800	4	880	1.85	4	84000	2900	2300	2400
	5	PCHA-90-1S	210	59.73	71.50	1	1	64.1	104.6		90 -1	1	36.11		M	14.59	4	800	4	880	1.85	4	84000	3700	2300	2400
	6	PCHA-100-1S	245	69.68	81.60	1	1	74.2	120.6		100 -1	1	42.13		M	14.59	4	800	4	880	1.85	4	84000	3700	2300	2400
	7	PCHA-110-1S	263	74.80	91.40	1	1	80.3	133.9		110 -1	1	45.22		M	15.56	4	800	6	800	1.85	4	126000	3900	2300	2400
	8	PCHA-125-1S	300	85.32	106.30	1	1	91.5	153.5		125 -1	1	51.58		M	20.43	4	800	8	800	1.85	4	168000	4900	2300	2400
	9	PCHA-140-1S	347	98.69	119.30	1	1	104.5	174		140 -1	1	59.66		M	20.43	4	800	8	800	1.85	4	168000	4900	2300	2400
	10	PCHA-160-1S	386	109.78	132.50	1	1	117.7	193.9		160 -1	1	66.37		M	24.32	4	800	8	800	1.85	4	168000	5700	2300	2400

R-407C

DOUBLE COMPRESSOR	Unit data						Compressor			Evaporator				Condenser										Dimensions		
														Coil				Fan								
	Row	Unit model	Cooling capacity	Cooling capacity	Power input*	Cylce	QTY	Power input*	Amp*	Type	Model	qty	chilled water flow	Type	Shape	face area	qty	size	qty	Rpm	Rated power	Rated AMP	Total air flow rate	L	W	H
			kW	Tons	kW	No	No	kW	A			No	m3/hr			m2	No	mm	No		kw	A	m3/hr	mm	mm	mm
	1	PCHA-100-2S	218.2	62.06	79.90	2	2	34.4	59.1	Shell& tube	100 -2	1	37.52	Finned coil	M	14.40	4	800	6	880	1.85	4	126000	3700	2300	2200
	2	PCHA-120-2S	274	77.93	96.30	2	2	42.6	72.5		120 -2	1	47.11		M	15.36	4	800	6	880	1.85	4	126000	3900	2300	2200
	3	PCHA-140-2S	318.2	90.50	113.60	2	2	49.4	83.3		140 -2	1	54.71		M	20.16	4	800	8	880	1.85	4	168000	4900	2300	2400
	4	PCHA-160-2S	361	102.67	126.20	2	2	55.7	93.9		160 -2	1	62.07		M	20.16	4	800	8	880	1.85	4	168000	4900	2300	2400
	5	PCHA-180-2S	420	119.45	146.70	2	2	64.1	104.6		180 -2	1	72.22		M	24.00	4	800	10	880	1.85	4	210000	5700	2300	2400
	6	PCHA-200-2S	490	139.36	170.60	2	2	74.2	120.6		200 -2	1	84.25		M	28.80	8	800	12	880	1.85	4	252000	7100	2300	2400
	7	PCHA-220-2S	526	149.60	182.80	2	2	80.3	133.9		220 -2	1	90.44		M	28.80	8	800	12	880	1.85	4	252000	7100	2300	2400
	8	PCHA-250-2S	600	170.65	205.20	2	2	91.5	153.5		250 -2	1	103.16		M	30.72	8	800	12	880	1.85	4	252000	7500	2300	2400
	9	PCHA-280-2S	694	197.38	238.60	2	2	104.5	174		280 -2	1	119.33		M	38.40	8	800	16	880	1.85	4	336000	9100	2300	2400
	10	PCHA-320-2S	772	219.57	265.00	2	2	117.7	193.9		320 -2	1	132.74		M	40.32	8	800	16	880	1.85	4	336000	9500	2300	2400



PASCO

تهویه و تبرید

پدیده / طلس سرما

پاسکو


非专业人员禁止操作

چیلر تراکمی با کمپرسور رفت و برگشتی

چیلر های تراکمی دارای کاربرد فراوان در تهویه مطبوع می باشند قلب چیلر ها کمپرسور آنهاست که از این رو انتخاب نوع کمپرسور با توجه به کاربرد آن بسیار مهم است کمپرسورهای رفت و برگشتی در بازه ظرفیت ۱/۵ الی ۷۰ تن اسمی تولید می گردند.که شرکت تهویه تبرید پدیده اطلس سرما اقدام به طراحی و تولید بر مبنای این کمپرسور نموده است.

نحوه نام گذاری مدلهای مختلف چیلر رفت و برگشتی:

PCHW–120–2R

P: Padide Atlas Sarma (PASCO)
CH: Chiller
W: Water Cooled A: Air Cooled
120: Nominal Tonnage
2: Number Of Compressors
R: Reciprocating Type

R-22

single compressor

Unit data						Compressor			Evaporator			Condenser		Dimensions		
Row	Unit model	Cooling capacity	Cooling capacity	Power input*	Cylce	qty	Power input*	Amp	Type	qty	chilled water flow	Type	qty	L	W	H
		kW	Tons	kW	No	No	kW	A		No	m3/hr		No	mm	mm	mm
1	PCHW-7-1R	23.2	6.60	5.78	1	1	5.78	10.54	Shell& tube	1	3.99	sheel & tube	1	1400	1300	1300
2	PCHW-10-1R	31.1	8.85	7.36	1	1	7.36	13.36		1	5.35		1	1400	1300	1300
3	PCHW-12-1R	37.4	10.64	8.97	1	1	8.97	15.72		1	6.43		1	1400	1300	1300
4	PCHW-15-1R	43.1	12.26	10.29	1	1	10.29	18.72		1	7.41		1	1400	1300	1400
5	PCHW-20-1R	50.6	14.39	12.10	1	1	12.1	21.2		1	8.70		1	1900	1500	1400
6	PCHW-25-1R	67.1	19.08	16.00	1	1	16	28.5		1	11.54		1	1900	1500	1400
7	PCHW-30-1R	77.7	22.10	18.43	1	1	18.43	33.6		1	13.36		1	1900	1500	1450

Double compressor

Unit data						Compressor			Evaporator			Condenser		Dimensions		
Row	Unit model	Cooling capacity	Cooling capacity	Power input*	Cylce	QTY	Power input*	Amp*	Type	qty	chilled water flow	Type	qty	L	W	H
		kW	Tons	kW	No	No	kW	A		No	m3/hr		No	mm	mm	mm
1	PCHW-14-2R	46.4	13.20	11.56	2	2	5.78	10.54	Shell& tube	1	7.98	sheel & tube	2	1400	1500	1400
2	PCHW-20-2R	62.2	17.69	14.72	2	2	7.36	13.36		1	10.69		2	1900	1500	1400
3	PCHW-24-2R	74.8	21.27	17.94	2	2	8.97	15.72		1	12.86		2	1900	1500	1400
4	PCHW-30-2R	86.2	24.52	20.58	2	2	10.29	18.72		1	14.82		2	1900	1500	1400
5	PCHW-40-2R	101.2	28.78	24.20	2	2	12.1	21.2		1	17.40		2	2400	1500	1500
6	PCHW-50-2R	134.2	38.17	32.00	2	2	16	28.5		1	23.07		2	2400	1500	1500
7	PCHW-60-2R	155.4	44.20	36.86	2	2	18.43	33.6		1	26.72		2	2900	1650	1500
8	PCHW-80-2R	231.2	65.76	55.40	2	2	27.7	51.9		1	39.75		2	2900	1650	1600
9	PCHW-100-2R	277.8	79.01	67.20	2	2	33.6	71		1	47.77		2	3400	1750	1600
10	PCHW-120-2R	325	92.43	82.80	2	2	41.4	81.3		1	55.88		2	3400	1860	1600

info@atlassarma.ir
www.atlassarma.ir

R-22

Four compressor	Unit data						Compressor			Evaporator			Condenser		Dimensions		
	Row	Unit model	Cooling capacity	Cooling capacity	Power input*	Cylce	QTY	Power input*	Amp*	Type	qty	chilled water flow	Type	qty	L	W	H
			kW	Tons	kW	No	No	kW	A		No	m3/hr		No	mm	mm	mm
	1	PCHW-28-4R	92.8	26.39	23.12	2	4	5.78	10.54	Shell& tube	1	15.96	sheel and tube	2	2400	1650	1400
	2	PCHW-40-4R	124.4	35.38	29.44	2	4	7.36	13.36		1	21.39		2	2400	1650	1500
	3	PCHW-48-4R	149.6	42.55	35.88	2	4	8.97	15.72		1	25.72		2	2400	1650	1500
	4	PCHW-60-4R	172.4	49.03	41.16	2	4	10.29	18.72		1	29.64		2	2400	1750	1500
	5	PCHW-80-4R	202.4	57.57	48.40	2	4	12.1	21.2		1	34.80		2	2900	1750	1600
	6	PCHW-100-4R	268.4	76.34	64.00	2	4	16	28.5		1	46.15		2	3400	1750	1600
	7	PCHW-120-4R	310.8	88.40	73.72	2	4	18.43	33.6		1	53.44		2	3400	1850	1600
	8	PCHW-160-4R	462.4	131.51	110.80	2	4	27.7	51.9		1	79.51		2	4400	1850	1600
	9	PCHW-200-4R	555.6	158.02	134.40	2	4	33.6	71		1	95.53		2	4400	1850	1600
	10	PCHW-240-4R	650	184.87	165.60	2	4	41.4	81.3		1	111.76		2	4400	1850	1600

R-134a

Single compressor	Unit data						Compressor			Evaporator			Condenser		Dimensions		
	Row	Unit model	Cooling capacity	Cooling capacity	Power input*	Cylce	qty	Power input*	Amp	Type	qty	chilled water flow	Type	qty	L	W	H
			kW	Tons	kW	No	No	kW	A		No	m3/hr		No	mm	mm	mm
	1	PCHW-7-1R	15.4	4.38	3.83	1	1	3.83	8.17	Shell& tube	1	2.65	Shell& tube	1	1400	1300	1300
	2	PCHW-10-1R	19.79	5.63	4.78	1	1	4.78	9.93		1	3.40		1	1400	1300	1300
	3	PCHW-12-1R	23.9	6.80	5.82	1	1	5.82	11.45		1	4.11		1	1400	1300	1300
	4	PCHW-15-1R	27.4	7.79	6.61	1	1	6.61	14		1	4.71		1	1400	1300	1400
	5	PCHW-20-1R	32.5	9.24	7.86	1	1	7.86	15.93		1	5.59		1	1400	1500	1400
	6	PCHW-25-1R	43.4	12.34	10.27	1	1	10.27	20.9		1	7.46		1	1400	1500	1400
	7	PCHW-30-1R	50.6	14.39	12.00	1	1	12	25.2		1	8.70		1	1900	1500	1450

info@atlassarma.ir
www.atlassarma.ir

R-134a

Double compressor	Unit data						Compressor			Evaporator			Condenser		Dimensions		
	Row	Unit model	Cooling capacity	Cooling capacity	Power input*	Cylce	QTY	Power input*	Amp*	Type	qty	chilled water flow	Type	qty	L	W	H
			kW	Tons	kW	No	No	kW	A		No	m3/hr		No	mm	mm	mm
	1	PCHW-14-2R	30.8	8.76	7.66	2	2	3.83	8.17	Shell& tube	1	5.30	Finned coil	2	1400	1500	1400
	2	PCHW-20-2R	39.58	11.26	9.56	2	2	4.78	9.93		1	6.81		2	1400	1500	1400
	3	PCHW-24-2R	47.8	13.59	11.64	2	2	5.82	11.45		1	8.22		2	1900	1500	1400
	4	PCHW-30-2R	54.8	15.59	13.22	2	2	6.61	14		1	9.42		2	1900	1500	1400
	5	PCHW-40-2R	65	18.49	15.72	2	2	7.86	15.93		1	11.18		2	1900	1500	1500
	6	PCHW-50-2R	86.8	24.69	20.54	2	2	10.27	20.9		1	14.92		2	2400	1500	1500
	7	PCHW-60-2R	101.2	28.78	24.00	2	2	12	25.2		1	17.40		2	2400	1650	1500
	8	PCHW-40-2R	146.8	41.75	36.52	2	2	18.26	40.1		1	25.24		2	2400	1650	1600
	9	PCHW-50-2R	175.6	49.94	44.00	2	2	22	55.8		1	30.19		2	2400	1750	1600
	10	PCHW-60-2R	202.8	57.68	55.60	2	2	27.8	64.5		1	34.87		2	2900	1860	1600

R-134a

	Unit data						Compressor			Evaporator			Condenser		Dimensions		
	Row	Unit model	Cooling capacity	Cooling capacity	Power input*	Cylce	QTY	Power input*	Amp*	Type	qty	chilled water flow	Type	qty	L	W	H
			kW	Tons	kW	No	No	kW	A		No	m3/hr		No	mm	mm	mm
Four compressor	1	PCHW-28-4R	61.6	17.52	15.32	2	4	3.83	8.17	Shell& tube	1	10.59	Shell& tube	2	1900	1650	1400
	2	PCHW-40-4R	79.16	22.51	19.12	2	4	4.78	9.93		1	13.61		2	2400	1650	1500
	3	PCHW-48-4R	95.6	27.19	23.28	2	4	5.82	11.45		1	16.44		2	2400	1650	1500
	4	PCHW-60-4R	109.6	31.17	26.44	2	4	6.61	14		1	18.84		2	2400	1750	1500
	5	PCHW-80-4R	130	36.97	31.44	2	4	7.86	15.93		1	22.35		2	2400	1750	1600
	6	PCHW-100-4R	173.6	49.37	41.08	2	4	10.27	20.9		1	29.85		2	2400	1750	1600
	7	PCHW-120-4R	202.4	57.57	48.00	2	4	12	25.2		1	34.80		2	2900	1850	1600
	8	PCHW-160-4R	293.6	83.50	73.04	2	4	18.26	40.1		1	50.48		2	3400	1850	1600
	9	PCHW-200-4R	351.2	99.89	88.00	2	4	22	55.8		1	60.39		2	3400	1850	1600
	10	PCHW-240-4R	405.6	115.36	111.20	2	4	27.8	64.5		1	69.74		2	3400	1850	1600

info@atlassarma.ir
www.atlassarma.ir

R-22

Single compressor	Unit data						Compressor			Evaporator				Condenser										Dimensions		
														Coil												
	Row	Unit model	Cooling capacity	Cooling capacity	Power input*	Cylce	qty	Power input*	Amp	Type	Model	qty	chilled water flow	Type	Shape	face area	qty	size	qty	Rpm	Rated power	Rated AMP	Total air flow rate	L	W	H
			kW	Tons	kW	No	No	kW	A			No	m3/hr			m2	No	mm	No		kw	A	m3/hr	mm	mm	mm
	1	PCHA-10-1	28.3	8.05	9.18	1	1	8.18	14.54	Shell& tube	10-1	1	4.87	Finned coil	II	3.51	3	710	1	880	1	2	15000	1700	1200	1900
	2	PCHA-12-1	34.1	9.70	12.00	1	1	10	17.26		12-1	1	5.86		II	3.15	2	710	2	880	1	2	30000	2150	1200	1900
	3	PCHA-15-1	39.2	11.15	15.13	1	1	11.43	20.3		15-1	1	6.74		II	3.15	2	710	2	880	1.85	4	42000	2150	1200	1900
	4	PCHA-20-1	46.1	13.11	15.39	1	1	13.39	23.2		20-1	1	7.93		II	3.60	2	710	2	880	1	2	30000	2400	1200	1900
	5	PCHA-25-1	61.3	17.43	19.95	1	1	17.95	31.3		25-1	1	10.54		II	3.96	2	710	2	880	1	2	30000	2600	1200	1900
	6	PCHA-30-1	71.1	20.22	24.40	1	1	20.7	36.8		30-1	1	12.23		V	5.28	2	800	2	880	1.85	4	42000	2600	2450	1900

R-22

Double compressor	Row	Unit model	Cooling capacity	Cooling capacity	Power input*	Cylce	QTY	Power input*	Amp*	Type	Model	qty	chilled water flow	Type	Shape	face area	qty	size	qty	Rpm	Rated power	Rated AMP	Total air flow rate	L	W	H
			kW	Tons	kW	No	No	kW	A			No	m3/hr			m2	No	mm	No		kw	A	m3/hr	mm	mm	mm
	1	PCHA-14-2R	42	11.95	15.04	2	2	6.52	11.54	Shell& tube	14-2	1	7.22	Finned coil	II	3.96	2	710	2	880	1	2	30000	2600	1200	1900
	2	PCHA-20-2R	56.6	16.10	18.36	2	2	8.18	14.54		20-2	1	9.73		II	3.96	2	710	2	880	1	2	30000	2600	1200	1900
	3	PCHA-24-2R	68.2	19.40	22.00	2	2	10	17.26		24-2	1	11.73		V	5.28	2	710	2	880	1	2	30000	1800	2450	2120
	4	PCHA-30-2R	78.4	22.30	26.56	2	2	11.43	20.3		30-2	1	13.48		V	5.28	2	800	2	880	1.85	4	42000	1800	2450	2120
	5	PCHA-40-2R	92.2	26.22	30.48	2	2	13.39	23.2		40-2	1	15.85		V	5.28	2	800	2	880	1.85	4	42000	1800	2450	2120
	6	PCHA-50-2R	122.6	34.87	39.90	2	2	17.95	31.3		50-2	1	21.08		VV	10.56	4	710	4	880	1	2	60000	3200	2450	2120
	7	PCHA-60-2R	142.2	40.44	48.80	2	2	20.7	36.8		60-2	1	24.45		VV	10.56	4	800	4	880	1.85	4	84000	3200	2450	2120
	8	PCHA-80-2R	211.2	60.07	73.10	2	2	31	56.3		80-2	1	36.31		VVV	15.84	6	800	6	880	1.85	4	126000	4600	2450	2120
	9	PCHA-100-2R	254.2	72.30	86.30	2	2	37.6	75.6		100-2	1	43.71		VVV	15.84	6	800	6	880	1.85	4	126000	4600	2450	2120
	10	PCHA-120-2R	297	84.47	107.00	2	2	46.1	87.9		120-2	1	51.07		VVVV	21.12	8	800	8	880	1.85	4	168000	6000	2450	2140

info@atlassarma.ir
www.atlassarma.ir

R-22

Four compressor	Unit data						Compressor			Evaporator				Condenser										Dimensions		
														Coil				Axial fan								
	Row	Unit model	Cooling capacity	Cooling capacity	Power input*	Cylce	QTY	Power input*	Amp*	Type	Model	qty	chilled water flow	Type	Shape	face area	qty	size	qty	Rpm	Rated power	Rated AMP	Total air flow rate	L	W	H
			kW	Tons	kW	No	No	kW	A			No	m3/hr			m2	No	mm	No		kw	A	m3/hr	mm	mm	mm
	1	PCHA-28-4R	84	23.89	29.78	2	4	6.52	11.54	Shell& tube	28-4	1	14.44	Finned coil	V	5.28	2	800	2	880	1.85	4	30000	1800	2450	2120
	2	PCHA-40-4R	113.2	32.20	36.72	2	4	8.18	14.54		40-4	1	19.46		VV	10.56	4	710	4	880	1	2	60000	3200	2450	2120
	3	PCHA-48-4R	136.4	38.79	47.40	2	4	10	17.26		48-4	1	23.45		VV	10.56	4	800	4	880	1.85	4	60000	3200	2450	2120
	4	PCHA-60-4R	156.8	44.60	53.12	2	4	11.43	20.3		60-4	1	26.96		VV	10.56	4	800	4	880	1.85	4	60000	3200	2450	2120
	5	PCHA-80-4R	184.4	52.45	64.66	2	4	13.39	23.2		80-4	1	31.71		VVV	15.84	6	800	6	880	1.85	4	126000	4600	2450	2120
	6	PCHA-100-4R	245.2	69.74	82.90	2	4	17.95	31.3		100-4	1	42.16		VVV	15.84	6	800	6	880	1.85	4	126000	4600	2450	2140
	7	PCHA-120-4R	284.4	80.89	93.90	2	4	20.7	36.8		120-4	1	48.90		VVV	15.84	6	800	6	880	1.85	4	126000	4600	2450	2140
	8	PCHA-160-4R	422.4	120.14	138.80	2	4	31	56.3		160-4	1	72.63		VVVV	21.12	8	800	8	880	1.85	4	168000	6000	2450	2140
	9	PCHA-200-4R	508.4	144.60	168.90	2	4	37.6	75.6		200-4	1	87.41		VVVVV	26.40	10	800	10	880	1.85	4	210000	7400	2450	2140
	10	PCHA-240-4R	594	168.94	206.60	2	4	46.1	87.9		240-4	1	102.13		VVVVVV	31.68	12	800	12	880	1.85	4	252000	8800	2450	2140

R-134a

Single compressor	Unit data						Compressor			Evaporator			Condenser										Dimensions		
													Coil												
	Row	Unit model	Cooling capacity	Cooling capacity	Power input*	Cylce	qty	Power input*	Amp	Type	qty	chilled water flow	Type	Shape	face area	qty	size	qty	Rpm	Rated power	Rated AMP	Total air flow rate	L	W	H
			kW	Tons	kW	No	No	kW	A		No	m3/hr			m2	No	mm	No		kw	A	m3/hr	mm	mm	mm
	1	PCHA12-1R	21.2	6.03	8.39	1	1	6.39	12.16	Shell& tube	1	3.65	Finned coil	II	2.70	2	710	2	880	1	2	30000	1900	1200	1900
	2	PCHA15-1R	24.3	6.91	9.23	1	1	7.23	14.76		1	4.18		II	2.70	2	710	2	880	1	2	30000	1900	1200	1900
	3	PCHA20-1R	29	8.25	10.64	1	1	8.64	16.83		1	4.99		II	2.70	2	710	2	880	1	2	30000	1900	1200	1900
	4	PCHA25-1R	38.9	11.06	13.32	1	1	11.32	22.2		1	6.69		II	3.60	2	710	2	880	1	2	30000	2400	1200	1900
	5	PCHA30-1R	45.4	12.91	15.19	1	1	13.19	26.5		1	7.81		II	3.60	2	710	2	880	1	2	30000	2400	1200	1900
	6	PCHA40-1R	66.4	18.89	22.20	1	1	20.2	42.3		1	11.42		V	5.28	2	710	2	880	1	2	30000	1800	2450	1900
	7	PCHA50-1R	78.4	22.30	27.80	1	1	24.1	58.7		1	13.48		V	5.28	2	800	2	880	1.85	4	42000	1800	2450	1900
	8	PCHA60-1R	90.8	25.82	33.60	1	1	29.9	66.9		1	15.61		V	5.28	2	800	2	880	1.85	4	42000	1800	2450	1900

R-134a

Two compressor

Unit data						Compressor			Evaporator			Condenser										Dimensions		
												Coil				Axial fan								
Row	Unit model	Cooling capacity	Cooling capacity	Power input*	Cylce	QTY	Power input*	Amp*	Type	qty	chilled water flow	Type	Shape	face area	qty	size	qty	Rpm	Rated power	Rated AMP	Total air flow rate	L	W	H
		kW	Tons	kW	No	No	kW	A		No	m3/hr			m2	No	mm	No		kw	A	m3/hr	mm	mm	mm
1	PCHA-14-2R	27.44	7.80	15.04	2	2	6.52	11.54	Shell& tube	1	4.72	Finned coil	II	3.15	2	800	2	880	1	2	30000	2150	1200	1900
2	PCHA-20-2R	35.12	9.99	18.36	2	2	8.18	14.54		1	6.04		II	3.60	2	800	2	880	1	2	30000	2400	1200	1900
3	PCHA-24-2R	42.4	12.06	22.00	2	2	10	17.26		1	7.29		II	3.96	2	800	2	880	1	2	30000	2600	1200	1900
4	PCHA-30-2R	48.6	13.82	24.86	2	2	11.43	20.3		1	8.36		II	3.96	2	710	2	880	1	2	30000	2600	1200	1900
5	PCHA-40-2R	58	16.50	28.78	2	2	13.39	23.2		1	9.97		V	5.28	2	710	2	880	1	2	42000	1800	2450	1900
6	PCHA-50-2R	77.8	22.13	39.60	2	2	17.95	31.3		1	13.38		V	5.28	2	800	2	880	1.85	4	42000	1800	2450	2120
7	PCHA-60-2R	90.8	25.82	45.10	2	2	20.7	36.8		1	15.61		V	5.28	2	800	2	880	1.85	4	42000	1800	2450	2120
8	PCHA-40-2R	132.8	37.77	69.40	2	2	31	56.3		1	22.83		VV	10.56	4	800	4	880	1.85	4	84000	3200	2450	2120
9	PCHA-50-2R	156.8	44.60	82.60	2	2	37.6	75.6		1	26.96		VV	10.56	4	800	4	880	1.85	4	84000	3200	2450	2120
10	PCHA-60-2R	181.6	51.65	99.60	2	2	46.1	87.9		1	31.22		VV	10.56	4	800	4	880	1.85	4	84000	3200	2450	2140

R-134a

Four compressor	Unit data						Compressor			Evaporator			Condenser										Dimensions		
													Coil				Axial fan								
	Row	Unit model	Cooling capacity	Cooling capacity	Power input*	Cylce	QTY	Power input*	Amp*	Type	qty	chilled water flow	Type	Shape	face area	qty	size	qty	Rpm	Rated power	Rated AMP	Total air flow rate	L	W	H
			kW	Tons	kW	No	No	kW	A		No	m3/hr			m2	No	mm	No		kw	A	m3/hr	mm	mm	mm
	1	PCHA-28-4R	54.88	15.61	28.08	2	4	6.52	11.54	Shell& tube	1	9.44	Finned coil	V	5.28	2	710	2	880	1	2	30000	1800	2450	2120
	2	PCHA-40-4R	70.24	19.98	36.42	2	4	8.18	14.54		1	12.08		V	5.28	2	800	2	880	1.85	4	30000	1800	2450	2120
	3	PCHA-48-4R	84.8	24.12	43.70	2	4	10	17.26		1	14.58		V	5.28	2	800	2	880	1.85	4	30000	1800	2450	2120
	4	PCHA-60-4R	97.2	27.65	49.42	2	4	11.43	20.3		1	16.71		VV	5.28	2	800	2	880	1.85	4	30000	1800	2450	2120
	5	PCHA-80-4R	116	32.99	57.56	2	4	13.39	23.2		1	19.95		VV	10.56	4	710	4	880	1	2	84000	3200	2450	2120
	6	PCHA-100-4R	155.6	44.25	79.20	2	4	17.95	31.3		1	26.75		VV	10.56	4	800	4	880	1.85	4	84000	3200	2450	2140
	7	PCHA-120-4R	181.6	51.65	90.20	2	4	20.7	36.8		1	31.22		VV	10.56	4	800	4	880	1.85	4	84000	3200	2450	2140
	8	PCHA-160-4R	265.6	75.54	135.10	2	4	31	56.3		1	45.67		VVV	15.84	6	800	6	880	1.85	4	126000	4600	2450	2140
	9	PCHA-200-4R	313.6	89.19	165.20	2	4	37.6	75.6		1	53.92		VVVV	21.12	8	800	8	880	1.85	4	168000	6000	2450	2140
	10	PCHA-240-4R	363.2	103.30	199.20	2	4	46.1	87.9		1	62.45		VVVV	21.12	8	800	8	880	1.85	4	168000	6000	2450	2140

407C

Single compressor	Unit data						Compressor			Evaporator			Condenser										Dimensions		
													Coil												
	Row	Unit model	Cooling capacity	Cooling capacity	Power input*	Cylce	qty	Power input*	Amp	Type	qty	chilled water flow	Type	Shape	face area	qty	size	qty	Rpm	Rated power	Rated AMP	Total air flow rate	L	W	H
			kW	Tons	kW	No	No	kW	A		No	m3/hr			m2	No	mm	No		kw	A	m3/hr	mm	mm	mm
	1	PCHA-10-1R	25.7	7.31	8.71	1	1	7.71	13.87	Shell& tube	1	4.42	Finned coil	II	3.51	3	710	1	880	1	2	15000	1700	1200	1900
	2	PCHA-12-1R	31.1	8.85	11.45	1	1	9.45	16.43		1	5.35		II	3.15	2	710	2	880	1	2	30000	2150	1200	1900
	3	PCHA-15-1R	35.6	10.13	14.45	1	1	10.75	19.38		1	6.12		II	3.15	2	710	2	880	1.85	4	42000	2150	1200	1900
	4	PCHA-20-1R	42	11.95	14.63	1	1	12.63	22.1		1	7.22		II	3.60	2	710	2	880	1	2	30000	2400	1200	1900
	5	PCHA-25-1R	55.8	15.87	19.11	1	1	17.11	30		1	9.59		II	3.96	2	710	2	880	1	2	30000	2600	1200	1900
	6	PCHA-30-1R	65.7	18.69	23.70	1	1	20	35.9		1	11.30		V	5.28	2	800	2	880	1.85	4	42000	2600	2450	1900

407C

	Unit data						Compressor			Evaporator			Condenser										Dimensions		
													Coil				Axial fan								
Double compressor	Row	Unit model	Cooling capacity	Cooling capacity	Power input*	Cylce	QTY	Power input*	Amp*	Type	qty	chilled water flow	Type	Shape	face area	qty	size	qty	Rpm	Rated power	Rated AMP	Total air flow rate	L	W	H
			kW	Tons	kW	No	No	kW	A		No	m3/hr			m2	No	mm	No		kw	A	m3/hr	mm	mm	mm
	1	PCHA-14-2R	39.94	11.36	14.70	2	2	6.35	11.31	Shell& tube	1	6.87	Finned coil	II	3.96	2	710	2	880	1	2	30000	2600	1200	1900
	2	PCHA-20-2R	51.4	14.62	17.42	2	2	7.71	13.87		1	8.84		II	3.96	2	710	2	880	1	2	30000	2600	1200	1900
	3	PCHA-24-2R	62.2	17.69	20.90	2	2	9.45	16.43		1	10.69		V	5.28	2	710	2	880	1	2	30000	1800	2450	2120
	4	PCHA-30-2R	71.2	20.25	25.20	2	2	10.75	19.38		1	12.24		V	5.28	2	800	2	880	1.85	4	42000	1800	2450	2120
	5	PCHA-40-2R	84	23.89	28.96	2	2	12.63	22.1		1	14.44		V	5.28	2	800	2	880	1.85	4	42000	1800	2450	2120
	6	PCHA-50-2R	111.6	31.74	38.22	2	2	17.11	30		1	19.19		VV	10.56	4	710	4	880	1	2	60000	3200	2450	2120
	7	PCHA-60-2R	131.4	37.37	47.40	2	2	20	35.9		1	22.59		VV	10.56	4	800	4	880	1.85	4	84000	3200	2450	2120
	8	PCHA-80-2R	191	54.32	71.30	2	2	30.1	55.2		1	32.84		VVV	15.84	6	800	6	880	1.85	4	126000	4600	2450	2120
	9	PCHA-100-2R	224	63.71	82.30	2	2	35.6	73.4		1	38.51		VVV	15.84	6	800	6	880	1.85	4	126000	4600	2450	2120
	10	PCHA-120-2R	277.8	79.01	105.20	2	2	45.2	86.6		1	47.77		VVVV	21.12	8	800	8	880	1.85	4	168000	6000	2450	2140

407C

Four compressor	Row	Unit model	Cooling capacity	Cooling capacity	Power input*	Cylce	QTY	Power input*	Amp*	Type	qty	chilled water flow	Type	Shape	face area	qty	size	qty	Rpm	Rated power	Rated AMP	Total air flow rate	L	W	H
			kW	Tons	kW	No	No	kW	A		No	m3/hr			m2	No	mm	No		kw	A	m3/hr	mm	mm	mm
	1	PCHA-28-4R	79.88	22.72	29.10	2	4	6.35	11.31	Shell& tube	1	13.73	Finned coil	V	5.28	2	800	2	880	1.85	4	30000	1800	2450	2120
	2	PCHA-40-4R	102.8	29.24	34.84	2	4	7.71	13.87		1	17.68		VV	10.56	4	710	4	880	1	2	60000	3200	2450	2120
	3	PCHA-48-4R	124.4	35.38	45.20	2	4	9.45	16.43		1	21.39		VV	10.56	4	800	4	880	1.85	4	60000	3200	2450	2120
	4	PCHA-60-4R	142.4	40.50	50.40	2	4	10.75	19.38		1	24.48		VV	10.56	4	800	4	880	1.85	4	60000	3200	2450	2120
	5	PCHA-80-4R	168	47.78	61.62	2	4	12.63	22.1		1	28.89		VVV	15.84	6	800	6	880	1.85	4	126000	4600	2450	2120
	6	PCHA-100-4R	223.2	63.48	79.54	2	4	17.11	30		1	38.38		VVV	15.84	6	800	6	880	1.85	4	126000	4600	2450	2140
	7	PCHA-120-4R	262.8	74.74	91.10	2	4	20	35.9		1	45.19		VVV	15.84	6	800	6	880	1.85	4	126000	4600	2450	2140
	8	PCHA-160-4R	382	108.65	135.20	2	4	30.1	55.2		1	65.68		VVVV	21.12	8	800	8	880	1.85	4	168000	6000	2450	2140
	9	PCHA-200-4R	448	127.42	160.90	2	4	35.6	73.4		1	77.03		VVVVV	26.40	10	800	10	880	1.85	4	210000	7400	2450	2140
	10	PCHA-240-4R	555.6	158.02	203.00	2	4	45.2	86.6		1	95.53		VVVVVV	31.68	12	800	12	880	1.85	4	252000	8800	2450	2140

PASCO

تهویه و تبرید

پدیده / طلس سرما

پاسکو

چیلر تراکمی(اسکرال)

چیلرهای تراکمی دارای کاربرد فراوان در تهویه مطبوع می باشد قلب چیلر کوپرسور آنهاست که از این و انتخاب نوع کمپرسور با توجه به کاربرد آن بسیار مهم است .کمپرسورهای اسکرال در بازه ظرفیت 1/5 الی 30 تن اسی تولید می گردد .که شرکت تهویه و تبرید پدیده اطلس سرما اقدام به طراحی و تولید بر مبنای این نوع کمپرسور نموده است .

نحوه نام گذاری مدلهای مختلف چیلر اسکرال:

PCHW – 120 – 2SC

P: Padideh Atlas Sarma (Pasco)
Ch: Chiller
W: Water Cooled A: Air Cooled
120: Nominal Tonnage
2: Number Of Compressors
SC: Scroll Type

R-22

Unit data						Compressor			Evaporator			Condenser		Dimensions		
Row	Unit model	Cooling capacity	Cooling capacity	Power input*	Cylce	Qty	Power input*	Amp*	Type	qty	chilled water flow	Type	qty	L	W	H
		kW	Tons	kW	No	No	kW	A		No	m3/hr		No	mm	mm	mm
1	PCHW-15-2SC	45	12.80	9.86	2	2	4.93	9.85	Shell& tube	1	7.74	Shell& tube	2	1600	1500	1400
2	PCHW-20-2SC	59.6	16.95	12.98	2	2	6.49	12.6		1	10.25		2	2100	1500	1500
3	PCHW-26-2SC	74.2	21.10	16.72	2	2	8.36	15.86		1	12.76		2	2100	1500	1500
4	PCHW-30-2SC	88	25.03	20.10	2	2	10.05	20.9		1	15.13		2	2600	1500	1500
5	PCHW-40-2SC	114	32.42	26.40	2	2	13.2	23.55		1	19.60		2	2600	1650	1500
6	PCHW-50-2SC	142.2	40.44	32.30	2	2	16.15	30.5		1	24.45		2	2600	1650	1600
7	PCHW-60-2SC	175.4	49.89	39.80	2	2	19.9	36.19		1	30.16		2	2600	1650	1700
8	PCHW-80-2SC	228	64.85	52.80	2	4	13.2	23.55		1	39.20		2	3100	1650	1600
9	PCHW-100-2SC	284.4	80.89	64.60	2	4	16.15	30.5		1	48.90		2	3600	1650	1600
10	PCHW-120-2SC	350.8	99.77	79.60	2	4	19.9	36.19		1	60.32		2	3600	1850	1700
11	PCHW-150-2SC	426.6	121.33	96.90	2	6	16.15	30.5		1	73.35		2	4600	1850	1600
12	PCHW-180-2SC	526.2	149.66	119.40	2	6	19.9	36.19		1	90.48		2	4600	1850	1700

R-407C

Unit data						Compressor			Evaporator					Condenser			Dimensions		
Row	Unit model	Cooling capacity	Cooling capacity	Power input*	Cylce	Qty	Power input*	Amp*	Type	qty	chilled water flow		Inlet& outlet sizes	Type	qty	heat rejection	L	W	H
		kW	Tons	kW	No	No	kW	A		No	m3/hr		mm		No	MBH	mm	mm	mm
1	PCHW-15-2SC	44.4	12.63	9.94	2	2	4.97	10.51	Shell& tube	1	7.63	33.5904	65	Shell& tube	2	185.46	1600	1500	1400
2	PCHW-20-2SC	58.2	16.55	12.82	2	2	6.41	12.76		1	10.01	44.0307	65		2	242.39	2100	1500	1500
3	PCHW-26-2SC	73.2	20.82	16.50	2	2	8.25	16.48		1	12.59				2	306.15	2100	1500	1500
4	PCHW-30-2SC	85.2	24.23	19.74	2	2	9.87	22.18		1	14.65	64.4573	65		2	358.16	2600	1500	1500
5	PCHW-40-2SC	113	32.14	25.80	2	2	12.9	23.35		1	19.43	85.4892	65		2	473.72	2600	1650	1500
6	PCHW-50-2SC	142.6	40.56	32.30	2	2	16.15	30.13		1	24.52	107.883	90		2	596.93	2600	1650	1600
7	PCHW-60-2SC	173.4	49.32	39.10	2	2	19.55	35.86		1	29.81	131.184	90		2	725.26	2600	1650	1700
8	PCHW-80-4SC	226	64.28	51.60	2	4	12.9	23.35		1	38.86	170.978	90		2	947.45	3100	1650	1600
9	PCHW-100-4SC	285.2	81.11	64.60	2	4	16.15	30.13		1	49.04	215.766	65		2	1193.87	3600	1650	1600
10	PCHW-120-4SC	346.8	98.63	78.20	2	4	19.55	35.86		1	59.63	262.369	90		2	1450.53	3600	1850	1700
11	PCHW-150-6SC	427.8	121.67	96.90	2	6	16.15	30.13		1	73.56	323.648	90		2	1790.80	4600	1850	1600
12	PCHW-180-6SC	520.2	147.95	117.30	2	6	19.55	35.86		1	89.44	393.553	90		2	2175.79	4600	1850	1700

R-22

Unit data						Compressor			Evaporator			Condenser										Dimensions		
												Coil				Axial fan								
Row	Unit model	Cooling capacity	Cooling capacity	Power input*	Cylce	QTY	Power input*	Amp*	Type	qty	chilled water flow	Type	Shape	face area	qty	size	qty	Rpm	Rated power	Rated AMP	Total air flow rate	L	W	H
		kW	Tons	kW	No	No	kW	A		No	m3/hr			m2	No	mm	No		kw	A	m3/hr	mm	mm	mm
1	PCHA-10-1SC	27.5	7.82	9.65	1	1	7.65	14.03	Shell& tube	1	4.73	Finned coil	II	2.16	2	500	2	1300	0.5	0.85	12000	1790	1000	1625
2	PCHA-13-1SC	33.8	9.61	9.67	1	1	9.67	17.8		1	5.81		II	2.40	2	600	2	1300	0.78	1.57	17000	1940	1000	1625
3	PCHA-15-1SC	40.1	11.41	13.70	1	1	11.7	23.05		1	6.89		II	3.60	2	710	2	880	1	2	30000	2440	1200	1900
4	PCHA-15-2SC	41	11.66	13.56	2	2	5.78	11.07		1	7.05		II	3.60	2	710	2	880	1	2	30000	2440	1200	1900
5	PCHA-20-2SC	55	15.64	17.30	2	2	7.65	14.03		1	9.46		II	3.60	2	710	2	880	1	2	30000	2440	1200	1900
6	PCHA-26-2SC	67.6	19.23	21.34	2	2	9.67	17.8		1	11.62		II	3.60	2	710	2	880	1	2	30000	2440	1200	1900
7	PCHA-30-2SC	80.2	22.81	25.40	2	2	11.7	23.05		1	13.79		V	4.80	2	710	2	880	1	2	30000	1800	2250	1900
8	PCHA-40-2SC	105	29.86	34.20	2	2	15.25	26.26		1	18.05		V	5.28	2	800	2	880	1.85	4	42000	1800	2450	2120
9	PCHA-50-2SC	130.2	37.03	45.20	2	2	18.9	33.8		1	22.39		VV	10.56	4	800	4	880	1.85	4	84000	3200	2450	2120
10	PCHA-60-2SC	162	46.08	53.60	2	2	23.1	40.38		1	27.85		VV	10.56	4	800	4	880	1.85	4	84000	3200	2450	2120
11	PCHA-80-4SC	210	59.73	72.10	2	4	15.25	26.26		1	36.11		VVV	15.84	6	800	6	880	1.85	4	126000	4600	2450	2120
12	PCHA-100-4SC	260.4	74.06	86.70	2	4	18.9	33.8		1	44.77		VVV	15.84	6	800	6	880	1.85	4	126000	4600	2450	2120
13	PCHA-120-4SC	324	92.15	107.20	2	4	23.1	40.38		1	55.71		VVVV	21.12	8	800	8	880	1.85	4	168000	6000	2450	2140
14	PCHA-150-6SC	390.6	111.09	128.20	2	6	18.9	33.8		1	67.16		VVVV	21.12	8	800	8	880	1.85	4	168000	6000	2450	2140
15	PCHA-180-6SC	486	138.23	157.10	2	6	23.1	40.38		1	83.56		VVVVV	26.40	10	800	10	880	1.85	4	210000	7400	2450	2140

R-134A

Unit data						Compressor			Evaporator			Condenser										Dimensions		
												Coil				Axial fan								
Row	Unit model	Cooling capacity	Cooling capacity	Power input*	Cylce	qty	Power input*	Amp*	Type	qty	chilled water flow	Type	Shape	face area	qty	size	qty	Rpm	Rated power	Rated AMP	Total air flow rate	L	W	H
		kW	Tons	kW	No	No	kW	A		No	m3/hr			m2	No	mm	No		kw	A	m3/hr	mm	mm	mm
1	PCHA-15-2SC	25.9	7.37	10.00	2	2	4	9.54	Shell& tube	1	4.45	Finned coil	II	3.60	2	710	2	880	1	2	30000	2440	1200	1900
2	PCHA-20-2SC	35.2	10.01	12.30	2	2	5.15	11.29		1	6.05		II	3.60	2	710	2	880	1	2	30000	2440	1200	1900
3	PCHA-26-2SC	43.8	12.46	15.14	2	2	6.57	3.34		1	7.53		II	3.60	2	710	2	880	1	2	30000	2440	1200	1900
4	PCHA-30-2SC	52.4	14.90	18.28	2	2	8.14	21		1	9.01		V	4.80	2	710	2	880	1	2	30000	1800	1200	2120
5	PCHA-40-2SC	67	19.06	23.10	2	2	10.55	22		1	11.52		V	5.28	2	710	2	880	1	2	30000	1800	1200	2120
6	PCHA-50-2SC	83.6	23.78	29.60	2	2	12.95	26.75		1	14.37		V	5.28	2	800	2	880	1.85	4	42000	1800	2450	2120
7	PCHA-60-2SC	103.8	29.52	35.10	2	2	15.7	29.4		1	17.85		V	5.28	2	800	2	880	1.85	4	42000	1800	2450	2120
8	PCHA-80-4SC	134	38.11	49.60	2	4	10.55	22		1	23.04		VV	10.56	4	800	4	880	1.85	4	84000	3200	2450	2140
9	PCHA-100-4SC	167.2	47.55	59.20	2	4	12.95	26.75		1	28.75		VV	10.56	4	800	4	880	1.85	4	84000	3200	2450	2140
10	PCHA-120-4SC	207.6	59.04	73.90	2	4	15.7	29.4		1	35.70		VVV	15.84	6	800	6	880	1.85	4	126000	4600	2450	2140
11	PCHA-150-6SC	250.8	71.33	88.80	2	6	12.95	26.75		1	43.12		VVV	15.84	6	800	6	880	1.85	4	126000	4600	2450	2140
12	PCHA-180-6SC	311.4	88.57	109.00	2	6	15.7	29.4		1	53.54		VVVV	21.12	8	800	8	880	1.85	4	168000	6000	2450	2140

info@atlassarma.ir
www.atlassarma.ir

R-407C

Unit data						Compressor				Evaporator			Condenser										Dimensions		
													Coil				Axial fan								
Row	Unit model	Cooling capacity	Cooling capacity	Power input*	Cylce	qty	MODEL	Power input*	Amp*	Type	qty	chilled water flow	Type	Shape	face area	qty	size	qty	Rpm	Rated power	Rated AMP	Total air flow rate	L	W	H
		kW	Tons	kW	No	No	NA	kW	A		No	m3/hr			m2	No	mm	No		kw	A	m3/hr	mm	mm	mm
1	PCHA-10-1SC	26.3	7.48	9.59	1	1	ZR-125	7.59	14.21	Shell& tube	1	4.52	Finned coil	II	2.16	2	500	2	1300	0.5	0.85	12000	1790	1000	1625
2	PCHA-13-1SC	34.4	9.78	9.74	1	1	ZR-160	9.74	18.29		1	5.91		II	2.40	2	600	2	1300	0.78	1.57	17000	1940	1000	1625
3	PCHA-15-1SC	38.3	10.89	13.60	1	1	ZR-190	11.6	24.09		1	6.59		II	3.20	2	710	2	880	1	2	30000	2440	1200	1900
4	PCHA-15-2SC	40.2	11.43	13.84	2	2	ZR-94	5.92	11.58		1	6.91		II	3.60	2	710	2	880	1	2	30000	2440	1200	1900
5	PCHA-20-2SC	52.6	14.96	17.18	2	2	ZR-125	7.59	14.21		1	9.04		II	3.60	2	710	2	880	1	2	30000	2440	1200	1900
6	PCHA-20-2SC	68.8	19.57	21.48	2	2	ZR-160	9.74	18.29		1	11.83		II	3.60	2	710	2	880	1	2	30000	2440	1200	1900
7	PCHA-30-2SC	76.6	21.79	25.20	2	2	ZR-190	11.6	24.09		1	13.17		V	4.80	2	710	2	880	1	2	30000	1800	1200	1900
8	PCHA-40-2SC	101.8	28.95	34.20	2	2	ZR-250	15.25	26.4		1	17.50		V	5.28	2	800	2	880	1.85	4	30000	1800	1200	2120
9	PCHA-50-2SC	126.8	36.06	45.40	2	2	ZR-310	19	33.58		1	21.80		VV	10.56	4	800	4	880	1.85	4	84000	3200	2450	2120
10	PCHA-60-2SC	155.6	44.25	53.40	2	2	ZR-380	23	40.54		1	26.75		VV	10.56	4	800	4	880	1.85	4	84000	3200	2450	2120
11	PCHA-80-4SC	203.6	57.91	72.10	2	4	ZR-250	15.25	26.4		1	35.01		VVV	15.84	6	800	6	880	1.85	4	126000	4600	2450	2120
12	PCHA-100-4SC	253.6	72.13	87.10	2	4	ZR-310	19	33.58		1	43.60		VVV	15.84	6	800	6	880	1.85	4	126000	4600	2450	2120
13	PCHA-120-4SC	311.2	88.51	106.80	2	4	ZR-380	23	40.54		1	53.51		VVVV	21.12	8	800	8	880	1.85	4	168000	6000	2450	2140
14	PCHA-150-6SC	380.4	108.19	128.80	2	6	ZR-310	19	33.58		1	65.41		VVVV	21.12	8	800	8	880	1.85	4	168000	6000	2450	2140
15	PCHA-180-6SC	466.8	132.76	156.50	2	6	ZR-380	23	40.54		1	80.26		VVVVV	26.40	10	800	10	880	1.85	4	210000	7400	2450	2140

PASCO

تهویه و تبرید

پدیده | طلس سرما

پاسکو

هواساز و ایرواشر

دستگاهی برای تأمین هوای مطبوع و سالم با دستیابی به دما و رطوبت مناسب است.هواساز یکی از اصلی‌ترین دستگاه های تهویه مطبوع است که در مسیر چیلر و بویلر با کانال هوا قرار می‌گیرد. هواساز دارای بدنه فلزی می باشد که در درون آن بنا به نیاز، از انواع کویل ، فن، فیلتر و دمپر استفاده می شود همچنین ایرواشر دستگاهی است برای تهویه هوا که در آن هوا در تماس مستقیم با قطرات آب قرار گرفته و تبادل جرمی و حرارتی بین آب و هوا به وجود می آید. شرایط خروجی هوا بستگی به درجه حرارت آب اسپری شده دارد و با کنترل دمای آب می توان شرایط خروجی هوا را در سیستم تهویه تعیین نمود. ایرواشر نیز مانند هواساز دارای بدنه فلزی و انواع کویل ، فن ، فیلتر و دمپر و همچنین تشت، پمپ، نازل ها لوله کشی و .... می باشد. هواساز و ایرواشر هواساز های شرکت پدیده اطلس سرما با ظرفیت ۱۵۰۰CFM تا ۷۰۰۰۰CFMو در انواع یک منطقه ای و چند منطقه ای و با ساختار های افقی و عمودی و در سه وضعیت هوادهی روبه روزَن ، بالا زن و پایین زن ساخته می شوند.

نحوه نام گذاری مدلها مختلف هواساز:

P AHU– 1K –H

P: Padide Atlas Sarma (Pasco)

AHU: Air Handling Unit

1K: (1*1000) Cfm

H: Horizontal V: Vertical

DIMENTION AIR HANDLING UNIT HORIZONTAL						
MODEL	L	W	H	C	HA	HIT
PAHU - 2.5K-H	2300	1350	950	80	600	350
PAHU - 3.5K-H	2450	1400	1000	80	650	350
PAHU - 5K-H	2700	1650	1000	80	600	400
PAHU - 7K-H	2780	1750	1400	100	1000	400
PAHU - 10K-H	3100	2200	1650	100	1250	400
PAHU - 15K-H	3350	2630	1750	120	1350	400
PAHU - 20K-H	3700	2850	2300	120	1900	400
PAHU - 25K-H	3750	3400	2600	120	2200	450
PAHU - 30K-H	3800	3900	2850	140	2450	450
PAHU - 40K-H	3770	4600	3000	140	2500	500
PAHU - 50K-H	4200	4800	3000	160	2500	500
PAHU - 60K-H	4500	5000	3300	180	2500	550

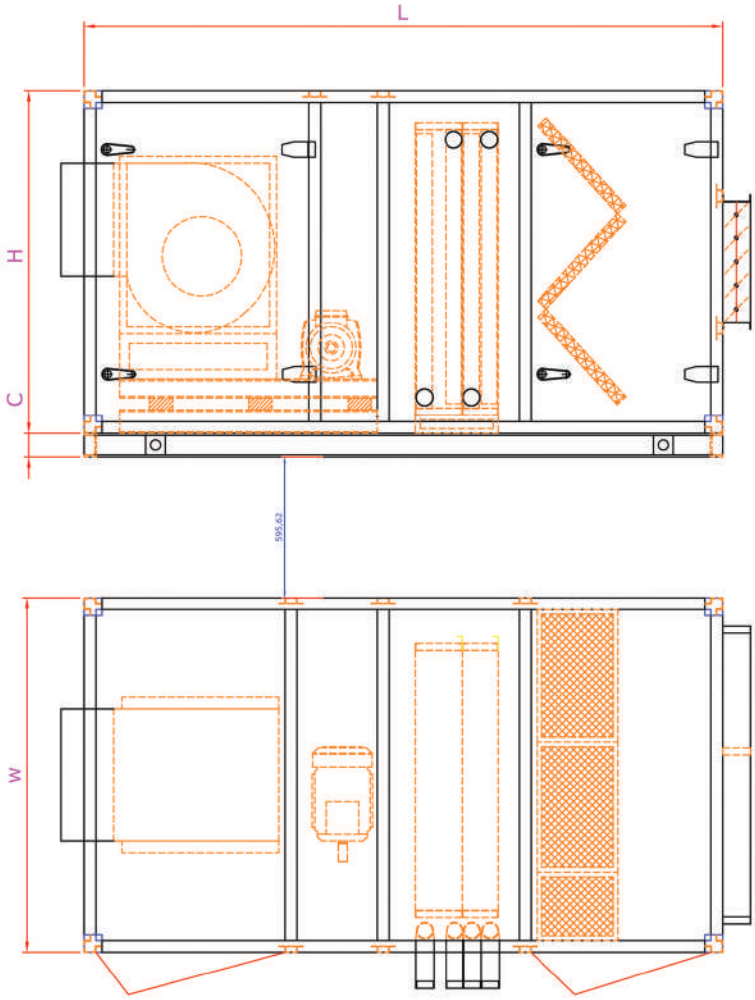

DIMENTION AIR HANDLING UNIT VERTIVAL						
MODEL	L	W	H	C	HA	HIT
PAHU - 2.5K-V	1250	1350	1950	80	-	-
PAHU - 3.5K-V	1350	1400	2150	80	-	-
PAHU - 5K-V	1400	1650	2200	80	-	-
PAHU - 7K-V	1450	1750	2800	100	-	-
PAHU - 10K-V	1650	2200	2800	100	-	-
PAHU - 15K-V	1750	2630	3100	120	-	-
PAHU - 20K-V	2000	2850	3600	120	-	-
PAHU - 25K-V	2000	3400	4040	120	-	-
PAHU - 30K-V	2100	3900	4100	140	-	-
PAHU - 40K-V	2250	4600	4400	140	-	-
PAHU - 50K-V	2400	4800	5100	160	-	-
PAHU - 60K-V	2700	5200	5700	180	-	-

پای زرد حذف

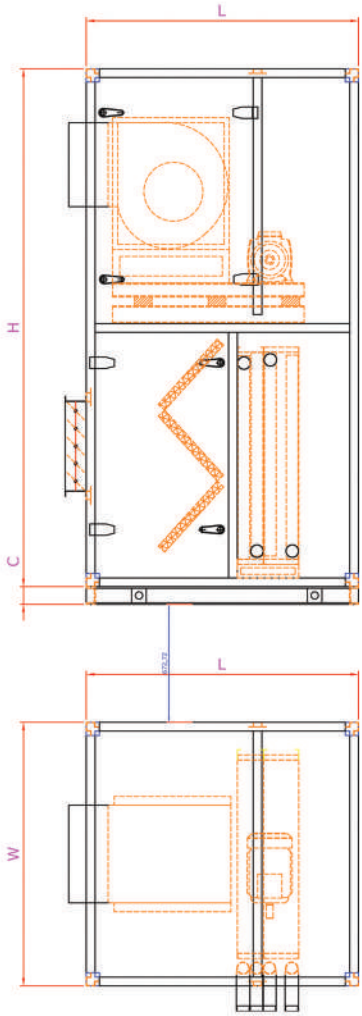

	PEROPERTISE AIR HANDLING UNIT						
	AIR FLOW	ALUMINUM FILTER		HOT & CHILLED WATER COIL DARTA		FAN	MOTOR
MODEL	CFM	FACE AREA 2	TH MM	FACE AREA 2	NO	NO*POWER	NO * POWER
PAHV-250K-H	2500	8.5	50	5	1	1*12"	1*2.2KW
PAHV-350K-H	3500	12	50	7	1	1*12"	1*3 KW
PAHV-500K-H	5000	17	50	10	1	1*15"	1*4 KW
PAHV-700K-H	7000	24	50	14	1	1*18"	1*5.5 KW
PAHV-1000K-H	1000	34	50	20	1	1*20"	1*7.5 KW
PAHV-1500K-H	15000	50	50	30	1	1*22"	1*11 KW
PAHV-2000K-H	20000	68	50	40	2	1*25"	1*15 KW
PAHV-2500K-H	25000	85	50	50	2	2*20"	2*7.5 KW
PAHV-3000K-H	30000	100	50	60	2	2*22"	2*11 KW
PAHV-4000K-H	40000	135	50	80	4	2*25"	2*15 KW
PAHV-5000K-H	50000	168	50	100	4	2*28"	2*18 KW
PAHV-6000K-H	60000	200	50	120	4	2*30"	2*18 KW

نحوه نام گذاری مدلها مختلف ایرواشر:

P AW– 1K –H

P: PADIDE ATLAS SARMA (PASCO)

AW: Air Washer

1K: (1*1000) cfm

H: Horizontal V: Vertical

AIR WASHER CLASS 6										
MODEL	FACE AREA	WATER DATA		CONNECTION (INCH)						NET.WEIGHT
	FT^2	GPM	PUMP HEAD FT.W	DI	SU	DR	OV	QU	MA	KG
PAW - 2.5K	5	19	72	2"	1 1/2"	1 1/2"	1 1/2"	1"	3/4"	650
PAW- 3.5K	7	24	72	2"	1 1/2"	1 1/2"	1 1/2"	1"	3/4"	690
PAW - 5K	10	32	72	2"	2"	1 1/2"	1 1/2"	1"	3/4"	725
PAW - 7.5K	15	48	72	2"	2 1/2"	1 1/2"	2"	1"	3/4"	810
PAW - 10K	20	63	72	3"	2 1/2"	2"	2"	1"	3/4"	920
PAW - 15K	30	96	72	3"	3"	2"	2"	1"	3/4"	1140
PAW - 20K	40	123	72	3"	4"	2"	2"	1"	3/4"	1260
PAW - 25K	50	154	72	3"	4"	2"	2"	1"	3/4"	1460
PAW - 30K	60	196	72	4"	4"	2 1/2"	2 1/2"	1"	1"	1665
PAW - 40K	80	244	72	4"	4"	2 1/2"	2 1/2"	1"	1"	1745
PAW - 50K	100	314	72	5"	5"	2 1/2"	2 1/2"	1 1/4"	1 1/4"	2100
PAW - 60K	120	390	72	5"	5"	2 1/2"	2 1/2"	1 1/4"	1 1/4"	2750

AIR WASHER CLASS 8										
MODEL	FACE AREA	WATER DATA		CONNECTION (INCH)						NET.WEIGHT
	FT^2	GPM	PUMP HEAD FT.W	DI	SU	DR	OV	QU	MA	KG
PAW - 2.5K	5	25	72	2*1 1/2"	1 1/2"	2"	2"	1"	3/4"	765
PAW - 3.5K	7	32	72	2*1 1/2"	2"	2"	2"	1"	3/4"	805
PAW - 5K	10	42	72	2*2"	2 1/2"	2"	2"	1"	3/4"	845
PAW - 7.5K	15	63	72	2*2"	2 1/2"	2"	2"	1"	3/4"	920
PAW - 10K	20	83	72	2*2 1/2"	3"	2"	2"	1"	3/4"	1050
PAW - 15K	30	127	72	2*2 1/2"	4"	2"	2"	1"	3/4"	1220
PAW - 20K	40	163	72	2*2 1/2"	4"	2"	2"	1"	3/4"	1340
PAW - 25K	50	204	72	2*3"	4"	2"	2"	1"	3/4"	1524
PAW - 30K	60	260	72	2*3"	5"	2 1/2"	2 1/2"	1"	1"	1730
PAW - 40K	80	324	72	2*4"	5"	2 1/2"	2 1/2"	1"	1"	1840
PAW - 50K	100	384	72	2*4"	6"	2 1/2"	2 1/2"	1 1/4"	1 1/4"	2150
PAW - 60K	120	515	72	2*5"	6"	2 1/2"	2 1/2"	1 1/4"	1 1/4"	2800

info@atlassarma.ir
www.atlassarma.ir

هواساز کامپکت سقفی استخری

این نوع هواساز با توجه به اینکه رطوبت موجود در استخرها ،بسیار بالا بوده دارای طراحی خاص می باشدابعاد آن با توجه به نوع کاربری و ابعاد استخر تعیین می گردد.

فن ها نیز با دور های مختلف طراحی شده و همچنین از فیلتر های خاص در این نوع هواسازها استفاده می شود .

نحوه نام گذاری مدلها مختلف هواساز استخری:

P AHU– 1K –H C

P: Padide Atlas Sarma (Pasco)

AHU: Air Handling Unit

1K: (1*1000) cfm

H: Horizontal V: Vertical

C: Compact Type

Model	Air flow [cfm]	Heating Capacity			فضای تحت پوشش	Water Connection size [inch]	اطلاعات کویل
		Capacity [Btu/hr]	Water flow [Gpm]	P.D [ft.wg]			
PAHU-۰,۸K-HC	۸۰۰	۱۰۳۰۰۰	۱۱	۲,۵	۹۰ m۲	۱ ۱/۴	۴R/۱۰FPI/۱۰T/۴۶CM
PAHU-۱,۰K-HC	۱۰۰۰	۱۲۶۰۰۰	۱۳	۳,۱	۱۲۰m۲	۱ ۱/۴	۴R/۱۰FPI/۱۰T/۵۱CM
PAHU-۱,۲K-HC	۱۲۰۰	۱۵۲۰۰۰	۱۵	۳,۹	۱۵۰m۲	۱ ۱/۲	۴R/۱۰FPI/۱۱T/۵۶CM
PAHU-۱,۴K-HC	۱۴۰۰	۱۷۸۰۰۰	۱۸	۳,۹	۱۷۰m۲	۱ ۱/۲	۴R/۱۰FPI/۱۲T/۶۱CM
PAHU-۱,۶K-HC	۱۶۰۰	۲۰۴۰۰۰	۲۰	۴.۷	۱۹۰m۲	۱ ۱/۲	۴R/۱۰FPI/۱۲T/۷۰CM
PAHU-۱,۸K-HC	۱۸۰۰	۲۳۲۰۰۰	۲۴	۶	۲۱۰m۲	۱ ۱/۲	۴R/۱۰FPI/۱۲T/۸۰CM

پدیده ای به وسعت اطلس

PASCO

PASCO

پدیده ای به وسعت اطلس